

Cub Scout Den Meeting Outline

Month: **November**

Week: **3**

Point of the Scout Law: **Courteous**

	Tiger	Wolf	Bear	Webelos	Arrow of Light
Before the Meeting	Gather materials for gathering and other activities, games and have home assignments (if any) ready.	Gather materials for gathering and other activities, games and have home assignments (if any) ready.	Gather materials for gathering and other activities, games and have home assignments (if any) ready.	Gather materials for gathering and other activities, games and have home assignments (if any) ready.	Gather materials for gathering and other activities, games and have home assignments (if any) ready.
Gathering	Knights of the Roundtable				
Opening	Fire Prevention Opening				
Project	Make a Catapult				
Activity	Stop, Drop and Roll				
Business items/Take home	Tiger: Safe & Smart 2b Tiger: Safe & Smart 5	None	None	Fix It 4q	Fix It 4q
Closing	If I Had Been a Knight Closing				
After the meeting					

Materials:

Gathering: copies of Knights of the Round Table, pencils

Opening: flag, opening phrase strips

Project: craft sticks, rubber bands, plastic spoon, blank paper

Activity: none

Closing: lines for Cub Scouts to read

Home assignments: See home assignment sheets

Advancement:

Tiger - Safe & Smart 2a, b, 5

Wolf - none

Bear – none

Webelos /Arrow of Light – Fix It 4q

Knights of the Roundtable

How many words can you make from the letters found in the phrase “**Knights of the Roundtable**”?



Knights of the Roundtable

How many words can you make from the letters found in the phrase “**Knights of the Roundtable**”?



Knights of the Roundtable



How many words can you make from the letters found in the phrase “**Knights of the Roundtable**”?

Some answers:

ground	kite	rat	sink	nook	rake
sound	bright	rats	drink	shook	lake
bound	tight	think	rink	shake	fake
bat	hat	blink	book	bake	eat
night	hound	tin	able	forget	heard

Knights of the Roundtable



How many words can you make from the letters found in the phrase “**Knights of the Roundtable**”?

Some answers:

ground	kite	rat	sink	nook	rake
sound	bright	rats	drink	shook	lake
bound	tight	think	rink	shake	fake
bat	hat	blink	book	bake	eat
night	hound	tin	able	forget	heard

Fire Prevention Opening

Materials:

Cards for Cub Scout to hold with pictures, etc

Cubmaster:

Today we are going to share some fire safety tips in our families and homes.

Cub Scout #1: Never play with matches, lighters or candles.

Cub Scout #2: If you find matches or lighters – tell a grownup.

Cub Scout #3: Help your family put smoke alarms in your home.

Cub Scout #4: Ask an adult to help you cook.

Cub Scout #5: Know two ways to get out of every room.

Cub Scout #6: Help to plan and practice a family escape plan.

Cub Scout #7: Put emergency phone numbers near the telephone.

Please join us in the Pledge of Allegiance.



Fire Prevention Opening – Word Strips

Cub Scout #1: Never play with matches, lighters or candles.

Cub Scout #2: If you find matches or lighters – tell a grownup.

Cub Scout #3: Help your family put smoke alarms in your home.

Cub Scout #4: Ask an adult to help you cook.

Cub Scout #5: Know two ways to get out of every room.

Cub Scout #6: Help to plan and practice a family escape plan.

Cub Scout #7: Put emergency phone numbers near the telephone.

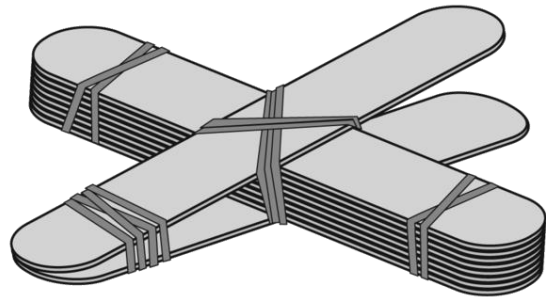
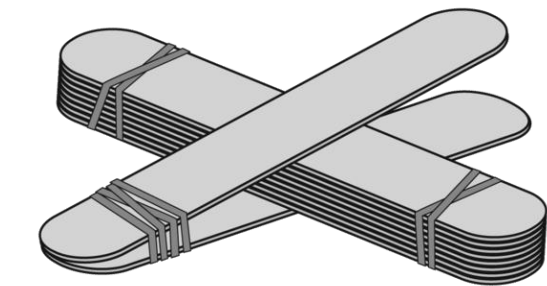
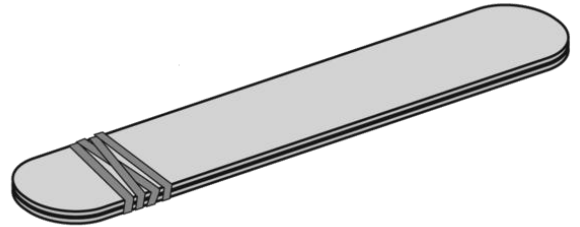
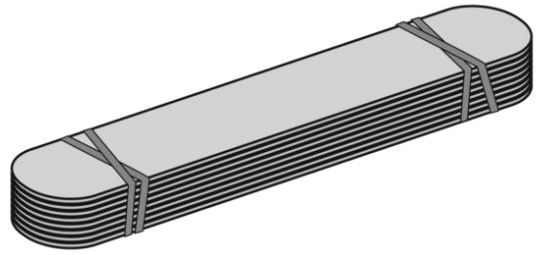
Make a Catapult

Materials:

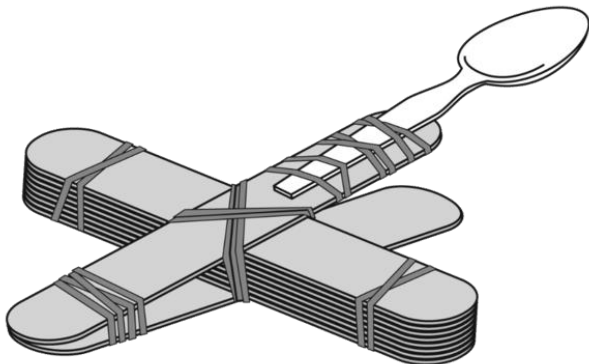
- 10 craft sticks per Cub Scout
- 7 rubber bands per Cub Scout (size #32 work well)
- 1 plastic spoon per Cub Scout
- ½ sheet of blank paper per Cub Scout

Instructions:

1. Stack 8 of the craft sticks together and put a rubber band tightly at each end of the stack.
2. Take the remaining 2 craft sticks and attach them together on one end with a rubber band.
3. Open up the 2 craft stick stack and put the stack of 8 craft sticks inside the 2 craft sticks. Secure the stacks together with one or two rubber bands as in the figure below.



4. With several more rubber bands, attach a plastic spoon to the top craft stick. The spoon handle may be longer than the one drawn below.
5. Rip the paper and make small balls. Place one or more balls on the spoon. Launch the paper balls by pushing down on the spoon and then releasing the spoon. Whose paper can fly the highest?



“Stop, Drop and Roll”



Materials:

None

Discussion:

Sometimes our clothing can catch on fire. What are some ways that our clothes could catch on fire? We don't want the fire to burn our skin, so we need to put the fire out. These are steps we need to follow:

- STOP** – If you run, the fire will get bigger.
- DROP** – Fall flat on the ground and cover your face with your hands.
- ROLL** – Keep your legs straight and roll over and over to smother the fire.

In a large area of the classroom or outside, have the Cub Scouts practice “Stop, Drop and Roll” until they feel that they can do it.

Discussion and variation:

Sometimes it can be hard to remember what to do when you are scared. That is the time when you need a friend. Ask the Cub Scouts to each find a buddy. This time when you practice “Stop, Drop and Roll”, have one Cub Scout pretend that his clothes have caught fire and he does not know what to do. Have the partner act as a buddy to help remember and act out “Stop, Drop and Roll”

Core Values:

Responsibility, Perseverance

If I Had Been a Knight Closing

Personnel: 8 Cub Scouts

In turn each says or reads one line of the following poem.

Materials:

Strips of paper with lines to read

Cub Scout #1: If I had been a knight of yore,

Cub Scout #2: I would have opened up the door,

Cub Scout #3: For queens and ladies to pass through.

Cub Scout #4: I would have been trustworthy, true.

Cub Scout #5: I would have ridden giant steeds,

Cub Scout #6: Accomplishing noteworthy deeds!

Cub Scout #7: Right here there are no knights about,

Cub Scout #8: And so I have become a Scout.



No Knights Today Closing Lines

(cut out lines for Cub Scouts to read)

Cub Scout #1: If I had been a knight of yore,

Cub Scout #2: I would have opened up the door,

Cub Scout #3: For queens and ladies to pass
through.

Cub Scout #4: I would have been trustworthy, true.

Cub Scout #5: I would have ridden giant steeds,

Cub Scout #6: Accomplishing noteworthy deeds!

Cub Scout #7: Right here there are no knights
about,

Cub Scout #8: And so I have become a Scout.

Name _____

November Week 3

Home Assignment

___ **Tiger** – Safe and Smart 2b, 5

2b Show you know how to safely roll someone else in a blanket to put out a fire.

5. Find the smoke detectors in your home. With the help of your adult partner, check the batteries.

___ **Webelos** – Fix It 4q

4q. Change the battery in a smoke detector or a carbon monoxide detector, and test its operation.

Akela's OK

Date

Return this paper to Cub Scout meeting after you have completed the assignments.

Name _____

November Week 3

Home Assignment

___ **Tiger** – Safe and Smart 2b, 5

2b Show you know how to safely roll someone else in a blanket to put out a fire.

5. Find the smoke detectors in your home. With the help of your adult partner, check the batteries.

___ **Webelos** – Fix It 4q

4q. Change the battery in a smoke detector or a carbon monoxide detector, and test its operation.

Akela's OK

Date

Return this paper to Cub Scout meeting after you have completed the assignments.

Name _____

November Week 3

Home Assignment

___ **Tiger** – Safe and Smart 2b, 5

2b Show you know how to safely roll someone else in a blanket to put out a fire.

5. Find the smoke detectors in your home. With the help of your adult partner, check the batteries.

___ **Webelos** – Fix It 4q

4q. Change the battery in a smoke detector or a carbon monoxide detector, and test its operation.

Akela's OK

Date

Return this paper to Cub Scout meeting after you have completed the assignments.

Name _____

November Week 3

Home Assignment

___ **Tiger** – Safe and Smart 2b, 5

2b Show you know how to safely roll someone else in a blanket to put out a fire.

5. Find the smoke detectors in your home. With the help of your adult partner, check the batteries.

___ **Webelos** – Fix It 4q

4q. Change the battery in a smoke detector or a carbon monoxide detector, and test its operation.

Akela's OK

Date

Return this paper to Cub Scout meeting after you have completed the assignments.